

# Create Your BlueCare Account

Welcome to BlueCare, Blue Cross and Blue Shield of Louisiana's telehealth service. With BlueCare you can visit a doctor online anytime, anywhere, without taking time off work, school or vacation. BlueCare is 24/7 with no appointment needed for medical visits. For more information about BlueCare, how it works and who can use it, visit [www.lablue.com/bluecare](http://www.lablue.com/bluecare).

## These instructions are for a mobile device.

If you want to sign up on a computer, go to [www.BlueCareLA.com](http://www.BlueCareLA.com) and follow the same basic instructions. You will have to add your email address and create a password before entering your personal information.

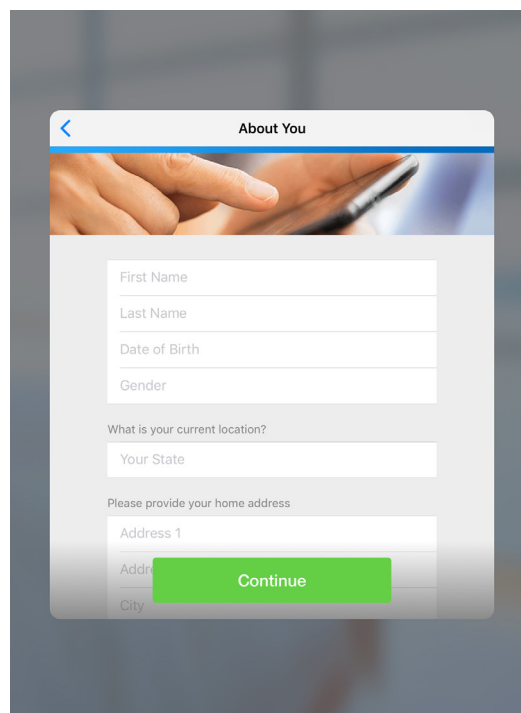
- 1 Search BlueCare (one word) on your mobile device: App Store (Apple) or Google Play (Android). Install the app and open it.



- 2 To create your account, enter your personal information: **first** and **last name**, **date of birth** and **gender**.

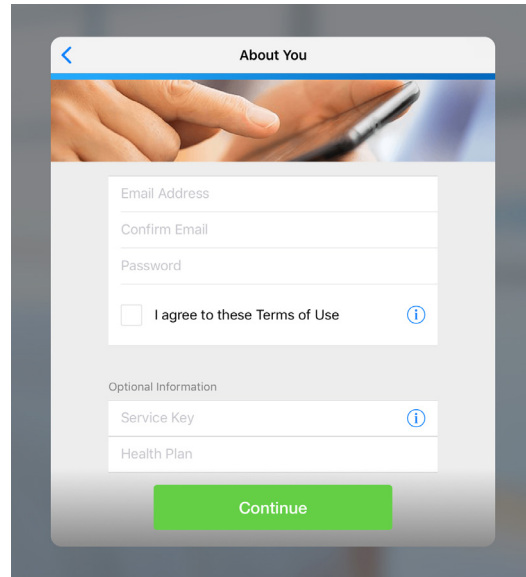
- 3 Select your **location**. This is the state you live in or, if you are traveling and want to use BlueCare right away, the state you currently are in. *Please note that if you are traveling and set your state to a different state than the one you live in, you will have to reset your location when you use the app at home.*

- 4 Next, add your **home address**.



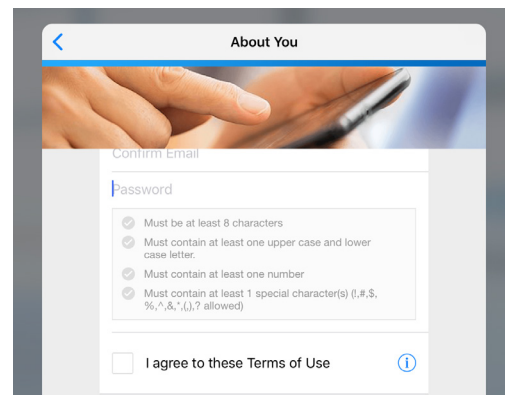
5

Then, add and confirm your **email address**. This is the email address BlueCare will use to send your appointment notifications and other information.



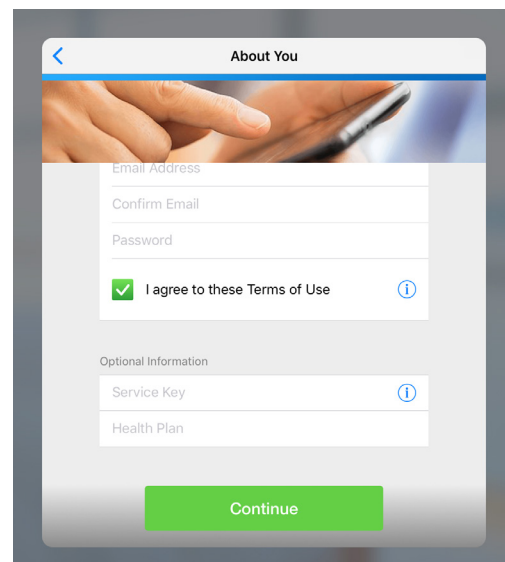
6

Create your **password**. It must meet all listed requirements. Be sure to remember it.



7

Check the box to agree to the **terms of use**.



8

In the **Health Plan** box, select **Blue Cross and Blue Shield of Louisiana**. This step is optional, but we strongly suggest filling it in now to make it easier to get your benefits.

9

A **Subscriber ID** box will appear. There, add your Member ID. Touch the to see where to find your Member ID.

MEDICAL	DEDUCTIBLE	OUT OF POCKET
In Network	Individual \$750	Individual \$2000
Out of Network	\$750	\$2000

10

If you are the primary subscriber (account holder), touch **Yes** next to this question. If you are a dependent, such as a spouse or child, touch **No**. In this case, you will need to enter the primary subscriber's information before you can continue.

11

Touch **Continue**. Your account is now set up, and you are ready for your visit on BlueCare!